

EQUIPAMIENTO BÁSICO / BASIC EQUIPMENT

SEGUNDA FASE / SECOND PHASE

PLANTA BAJA BAJA

UNIDAD / UNIT	TIPOLOGÍA / TYPOLOGY	ÁREA (m ²)	AREA (ft ²)	PRECIO / PRICE (\$M.N.)	30% - 40% - 30% (DTO. 4.20%)	30% - 60% - 10% (DTO. 6.30%)	80% - 0% - 20% (DTO. 9.98%)
C-001	Estudio	36.30	390.73				
C-002	Estudio	36.30	390.73				
C-003	1R	39.01	419.90				
C-004	1R	39.01	419.90				
C-005	1R	39.01	419.90				
C-006	1R	39.01	419.90				
C-007	1R	39.01	419.90				
C-008	D-2R (Lock Off)	78.10	840.66				
C-009	D-2R (Lock Off)	78.10	840.66				
C-010	D-2R (Lock Off)	78.10	840.66				
C-011	D-2R (Lock Off)	78.10	840.66				
C-012	D-2R (Lock Off)	78.10	840.66	\$4,794,600.00	\$4,593,226.80	\$4,492,540.20	\$4,316,098.92
C-013	1R	39.01	419.90				
C-014	1R	39.01	419.90				
C-015	1R	39.01	419.90				
C-016	1R	39.01	419.90				
C-017	1R	39.01	419.90				
C-018	Estudio	36.30	390.73				
C-019	Estudio	36.30	390.73				

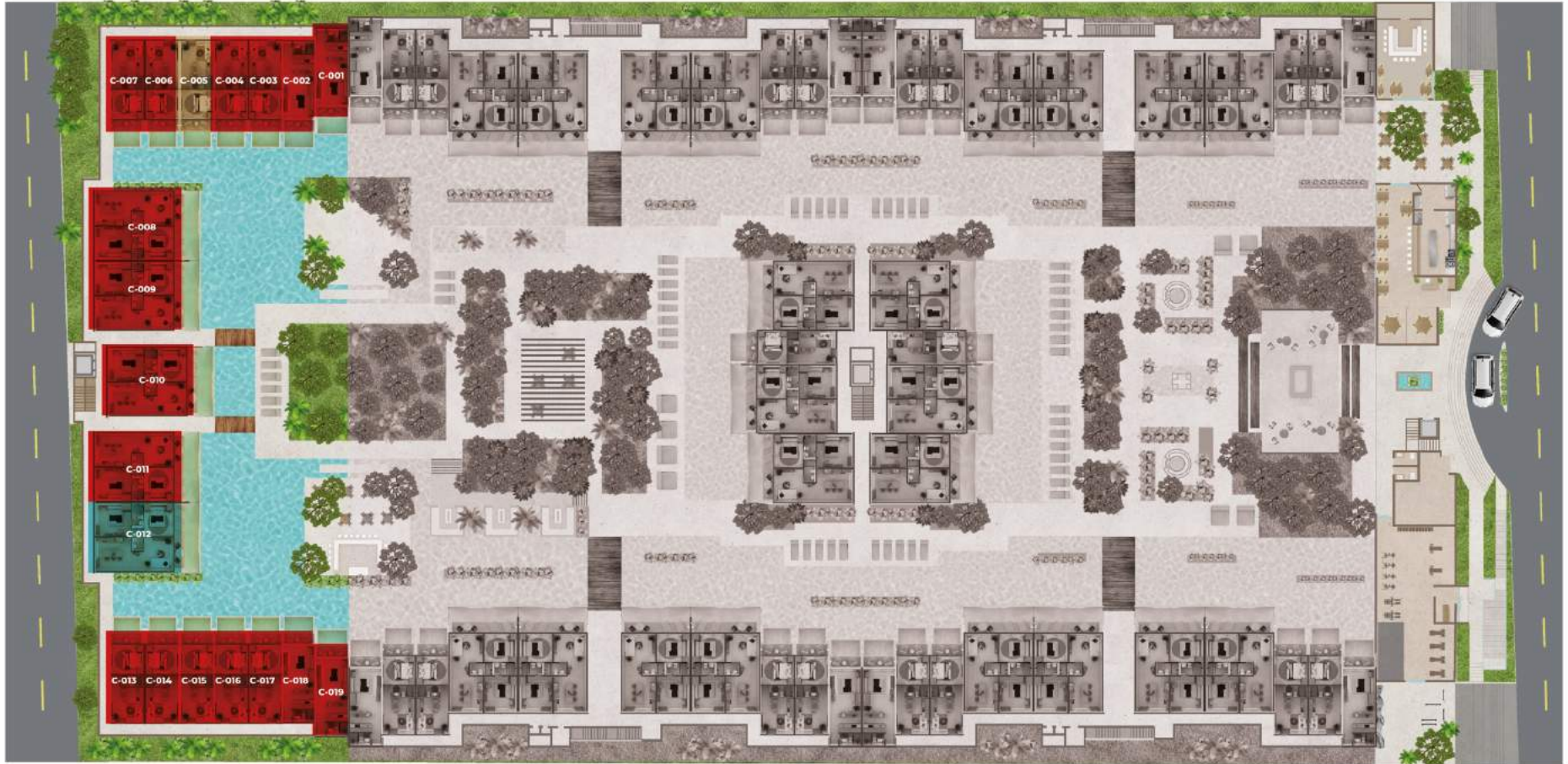
 Disponible

 Reservado

 Vendido

EQUIPAMIENTO BÁSICO / BASIC EQUIPMENT SEGUNDA FASE / SECOND PHASE

PLANTA BAJA BAJA



 Disponible

 Reservado

 Vendido

EQUIPAMIENTO BÁSICO / BASIC EQUIPMENT

SEGUNDA FASE / SECOND PHASE

NIVEL 1

UNIDAD / UNIT	TIPOLOGÍA / TYPOLOGY	ÁREA (m ²)	AREA (ft ²)	PRECIO / PRICE (\$M.N.)	30% - 40% - 30% (DTO. 4.20%)	30% - 60% - 10% (DTO. 6.30%)	80% - 0% - 20% (DTO. 9.98%)
C-101	Estudio	36.30	390.73				
C-102	Estudio	36.30	390.73	\$2,038,200.00	\$1,952,595.60	\$1,909,793.40	\$1,834,787.64
C-103	1R	39.01	419.90				
C-104	1R	39.01	419.90				
C-105	2Rb	62.70	674.90	\$3,407,200.00	\$3,264,097.60	\$3,192,546.40	\$3,067,161.44
C-106	2Ra (Lock Off)	54.44	585.99				
C-107	1R	39.01	419.90				
C-108	2Rb	62.70	674.90				
C-109	2Ra (Lock Off)	54.44	585.99				
C-110	2Rb	62.70	674.90	\$3,407,200.00	\$3,264,097.60	\$3,192,546.40	\$3,067,161.44
C-111	2Ra (Lock Off)	54.44	585.99				
C-112	2Rb	62.70	674.90	\$3,407,200.00	\$3,264,097.60	\$3,192,546.40	\$3,067,161.44
C-113	2Ra (Lock Off)	54.44	585.99				
C-114	1R	39.01	419.90				
C-115	2Ra (Lock Off)	54.44	585.99				
C-116	2Rb	62.70	674.90	\$3,407,200.00	\$3,264,097.60	\$3,192,546.40	\$3,067,161.44
C-117	1R	39.01	419.90				
C-118	1R	39.01	419.90				
C-119	Estudio	36.30	390.73	\$2,038,200.00	\$1,952,595.60	\$1,909,793.40	\$1,834,787.64
C-120	Estudio	36.30	390.73	\$2,038,200.00	\$1,952,595.60	\$1,909,793.40	\$1,834,787.64



Disponible



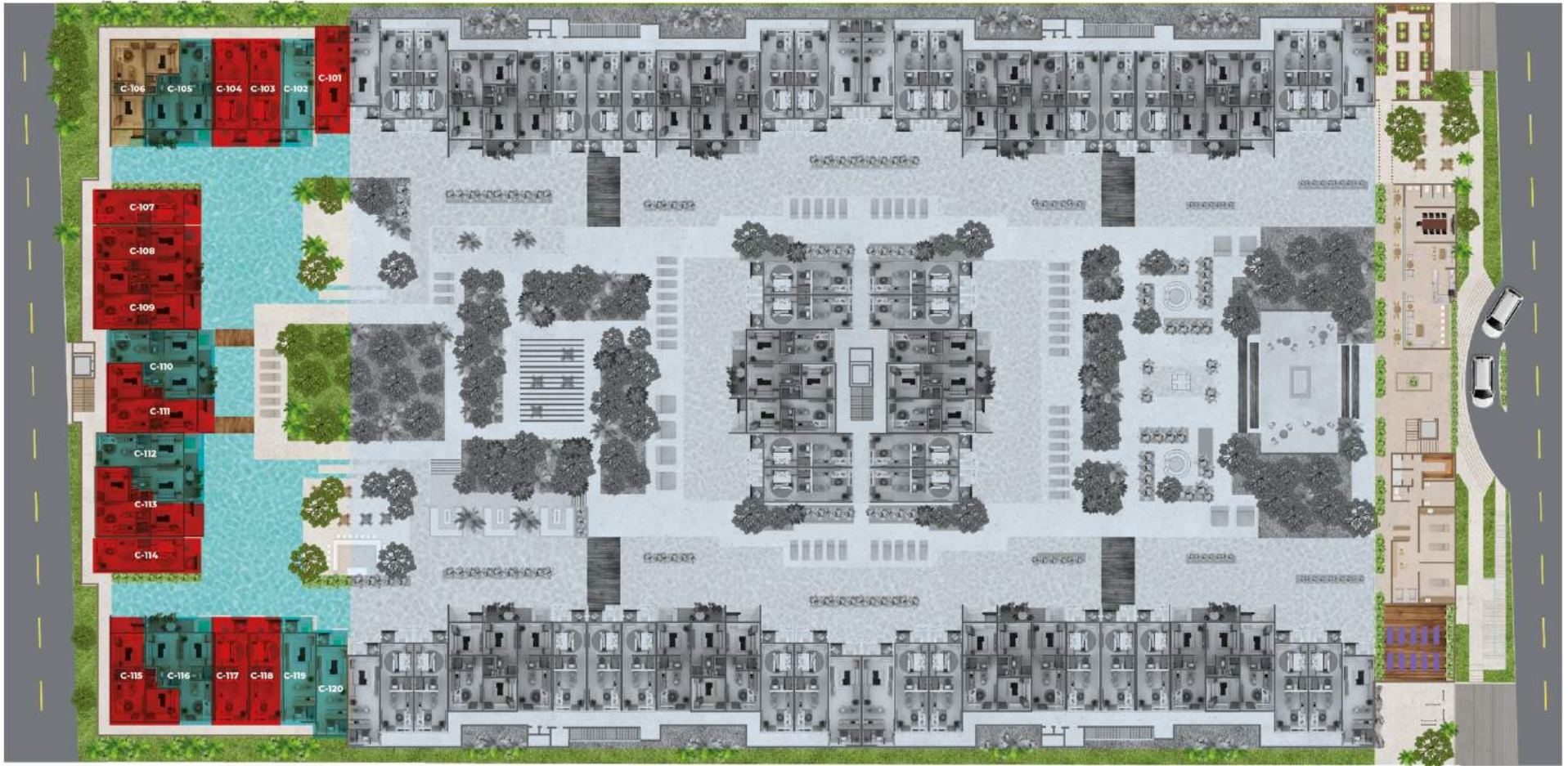
Reservado



Vendido

EQUIPAMIENTO BÁSICO / BASIC EQUIPMENT SEGUNDA FASE / SECOND PHASE

NIVEL 1



 Disponible

 Reservado

 Vendido

EQUIPAMIENTO BÁSICO / BASIC EQUIPMENT

SEGUNDA FASE / SECOND PHASE

NIVEL 2

UNIDAD / UNIT	TIPOLOGÍA / TYPOLOGY	ÁREA (m ²)	AREA (ft ²)	PRECIO / PRICE (\$M.N.)	30% - 40% - 30% (DTO. 4.20%)	30% - 60% - 10% (DTO. 6.30%)	80% - 0% - 20% (DTO. 9.98%)
C-201	Estudio	36.30	390.73	\$2,038,200.00	\$1,952,595.60	\$1,909,793.40	\$1,834,787.64
C-202	Estudio	36.30	390.73	\$2,038,200.00	\$1,952,595.60	\$1,909,793.40	\$1,834,787.64
C-203	1R	39.01	419.90				
C-204	1R	39.01	419.90				
C-205	2Rb	62.70	674.90	\$3,407,200.00	\$3,264,097.60	\$3,192,546.40	\$3,067,161.44
C-206	2Ra (Lock Off)	54.44	585.99				
C-207	1R	39.01	419.90				
C-208	2Rb	62.70	674.90	\$3,407,200.00	\$3,264,097.60	\$3,192,546.40	\$3,067,161.44
C-209	2Ra (Lock Off)	54.44	585.99				
C-210	2Rb	62.70	674.90	\$3,407,200.00	\$3,264,097.60	\$3,192,546.40	\$3,067,161.44
C-211	2Ra (Lock Off)	54.44	585.99				
C-212	2Rb	62.70	674.90	\$3,407,200.00	\$3,264,097.60	\$3,192,546.40	\$3,067,161.44
C-213	2Ra (Lock Off)	54.44	585.99				
C-214	1R	39.01	419.90				
C-215	2Ra (Lock Off)	54.44	585.99				
C-216	2Rb	62.70	674.90	\$3,407,200.00	\$3,264,097.60	\$3,192,546.40	\$3,067,161.44
C-217	1R	39.01	419.90				
C-218	1R	39.01	419.90				
C-219	Estudio	36.30	390.73	\$2,038,200.00	\$1,952,595.60	\$1,909,793.40	\$1,834,787.64
C-220	Estudio	36.30	390.73	\$2,038,200.00	\$1,952,595.60	\$1,909,793.40	\$1,834,787.64



Disponible



Reservado

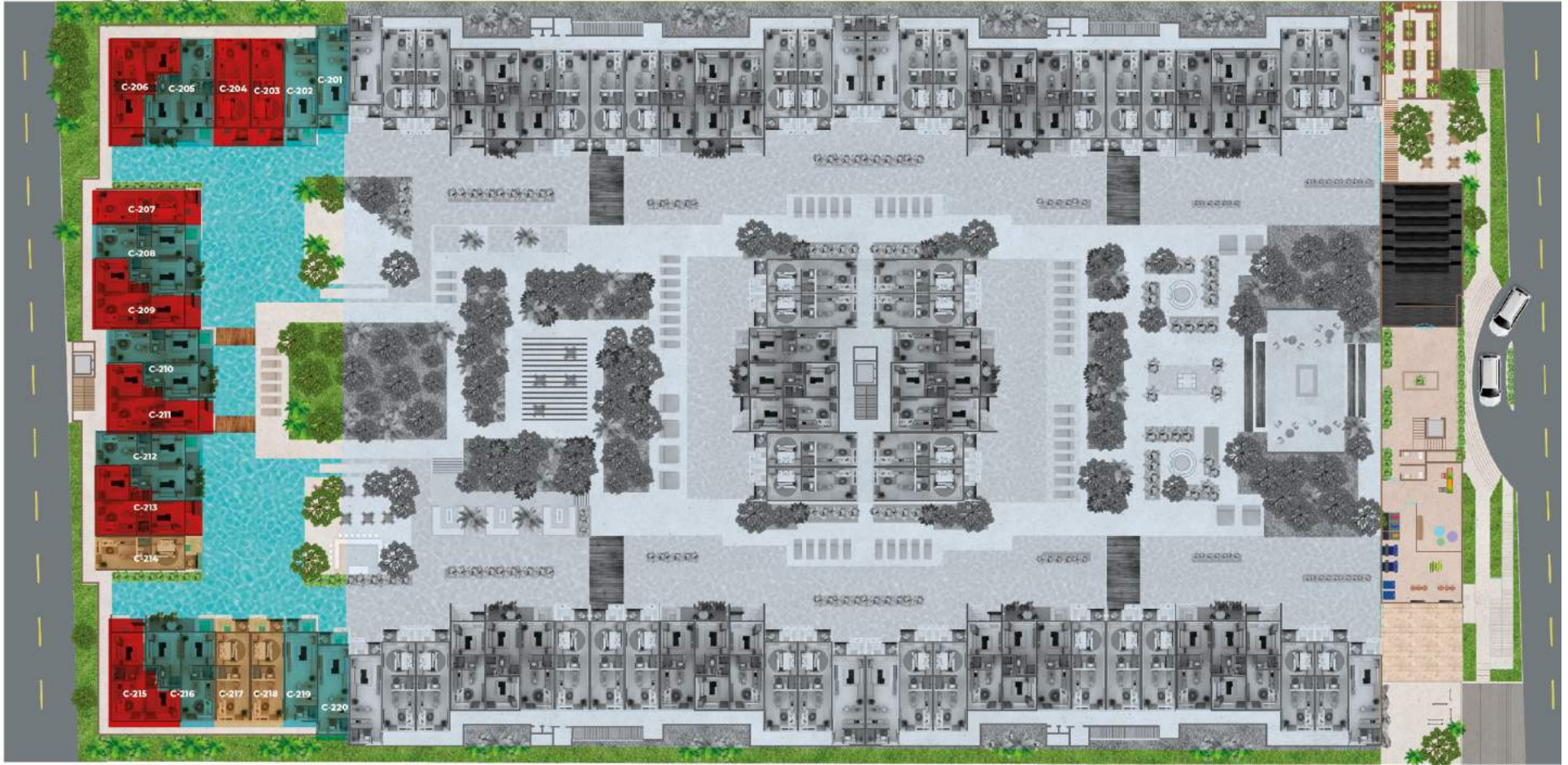


Vendido

EQUIPAMIENTO BÁSICO / BASIC EQUIPMENT

SEGUNDA FASE / SECOND PHASE

NIVEL 2



 Disponible

 Reservado

 Vendido

EQUIPAMIENTO BÁSICO / BASIC EQUIPMENT

SEGUNDA FASE / SECOND PHASE

PENT HOUSE

UNIDAD / UNIT	TIPOLOGÍA / TYPOLOGY	ÁREA (m ²)	AREA (ft ²)	PRECIO / PRICE (\$M.N.)	30% - 40% - 30% (DTO. 4.20%)	30% - 60% - 10% (DTO. 6.30%)	80% - 0% - 20% (DTO. 9.98%)
C-301	Estudio	36.30	390.73				
C-302	PH1 (Lock Off)	117.15	1,260.99	\$6,890,200.00	\$6,600,811.60	\$6,456,117.40	\$6,202,558.04
C-303	PH1 (Lock Off)	117.15	1,260.99	\$6,890,200.00	\$6,600,811.60	\$6,456,117.40	\$6,202,558.04
C-304	1R	39.01	419.90				
C-305	PH1 (Lock Off)	117.15	1,260.99	\$6,890,200.00	\$6,600,811.60	\$6,456,117.40	\$6,202,558.04
C-306	PH1 (Lock Off)	117.15	1,260.99	\$6,890,200.00	\$6,600,811.60	\$6,456,117.40	\$6,202,558.04
C-307	PH1 (Lock Off)	117.15	1,260.99	\$6,890,200.00	\$6,600,811.60	\$6,456,117.40	\$6,202,558.04
C-308	1R	39.01	419.90	\$2,345,200.00	\$2,246,701.60	\$2,197,452.40	\$2,111,149.04
C-309	PH1 (Lock Off)	117.15	1,260.99	\$6,890,200.00	\$6,600,811.60	\$6,456,117.40	\$6,202,558.04
C-310	PH1 (Lock Off)	117.15	1,260.99	\$6,890,200.00	\$6,600,811.60	\$6,456,117.40	\$6,202,558.04
C-311	Estudio	36.30	390.73	\$2,182,300.00	\$2,090,643.40	\$2,044,815.10	\$1,964,506.46



Disponible



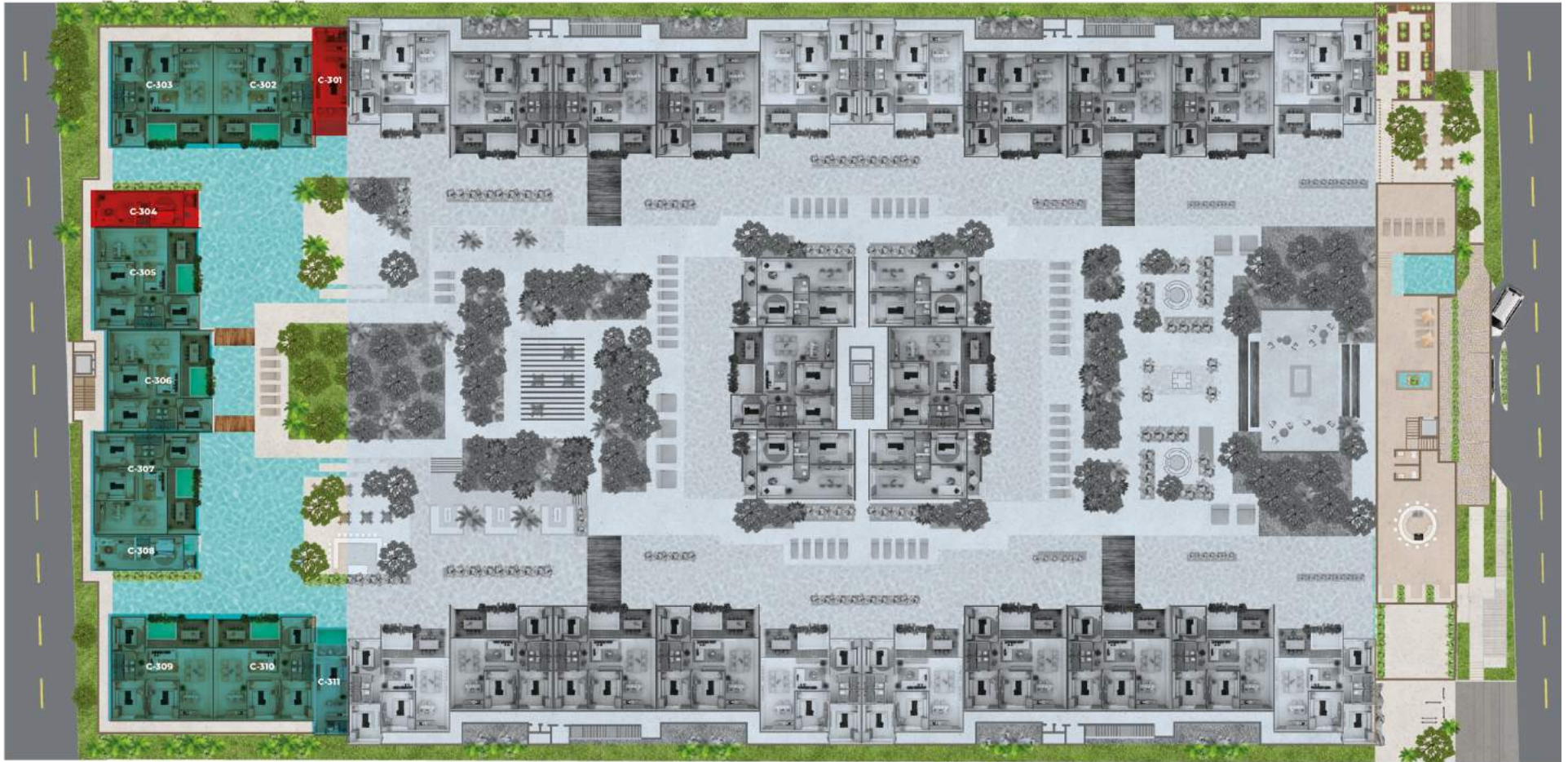
Reservado



Vendido

EQUIPAMIENTO BÁSICO / BASIC EQUIPMENT SEGUNDA FASE / SECOND PHASE

PENT HOUSE



Disponibile

Reservado

Vendido